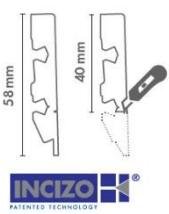

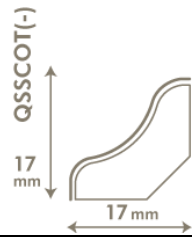







QUICK•STEP® SKIRTINGS



Order code	Type	Photo	Dimensions	Pack quantities
QSSK(-)	Standard skirting / wall base 		58mm x 12mm x 240cm	6
QSSCOT(-)	Scotia 		17mm x 17mm x 240cm	6
QSPSKR(-)	Parquet skirting-board 		77mm x 14mm x 240cm	6
QSLPSKR(-)	Largo Parquet skirting-board 		100mm x 14mm x 240cm	6

Product description

Quick-Step® skirtings provide you with a matching finish for your floor.






Applications


Wood is the main component of your Quick-Step® floor. Room humidity can vary from season to season, so it is vital that the floor is able to expand and contract. The floor must be able to expand and contract on all sides. This is why an expansion joint of at least 8 to 10 mm/0.31 to 0.39In. must be provided around the floor. To finish off this joint, we offer a wide range of skirting and profiles. (More information about the Quick-Step® Incizo profile can be found on www.quick-step.com.)

Tips for specific applications of Quick-Step® skirting:

- ✓ Quick-Step® Standard skirting/wall base (58 x 12mm):
This neutral skirting is light and discreet: perfect for all interiors.
Use the included plugs to connect skirtings, also along the corners.
More details: see TDS of QS Standard Skirting.
- ✓ Quick-Step® Scotia (17 x 17mm):
This scotia camouflages the expansion joint between an existing skirting board and a newly installed Quick-Step® laminate floor.
- ✓ Quick-Step® Parquet skirting-board (77 x 14mm):
This skirting-board is ideal when you want to hide several cables (phone, stereo) behind your skirting. With the plastic holder, which is available separately, the skirting can be removed easily so you can reach the cables.
Use the plugs to connect skirtings, also along the corners.
Plugs to be ordered separately.
- ✓ Quick-Step® Largo Parquet skirting-board (100 x 14):
Size that matches the length/width ratio of the Largo planks perfectly. Extra high to highlight the wood design even more.
Cables can be hidden behind the skirting.



Characteristics



✓ With scratch-resistant laminate shell(a)

The durable laminate makes Quick-Step® skirting boards resistant to scratching and wear.



✓ Quality MDF support (b)



✓ Protected against moisture(c)

The main component of Quick-Step® skirting boards is wood. The protective layer provides protection against damp so your skirting board remains in perfect condition.

(Note: this does not make the skirting board waterproof, but it does offer some protection)

✓ Warranty

Quick-Step® skirtings are very high quality. The warranty on your Quick-Step® floor is also valid for Quick-Step® skirting-boards.



✓ Matching solutions

Quick-Step® skirtings are available in a design and surface structure that matches your floor perfectly.



Instructions

Quick-Step® skirting boards can be attached in 3 different ways:

✓ With the Quick-Step® track

Plastic rail for installing the Quick-Step® Parquet skirting-board and Largo Parquet skirting board.

Fix the rail to the wall with screws or with Quick-Step® One4All Glue.

Dimensions: 27 mm x 240 cm/ 1.06In. x 94.49In.



✓ With Quick-Step® Clips

This revolutionary clip system for glueless and screwless fixing of a standard skirting board makes installation very easy and up to 50% faster; the skirting is also removable.



✓ With Quick-Step® ONE4ALL glue:

This multipurpose glue has been specially designed for installing Quick-Step® solutions.



An overview with the possible attaching methods by skirting type with order codes:

	<u>Quick-Step® Track</u>	<u>Quick-Step® Clips</u>	<u>Quick-Step® ONE4ALL GLUE</u>
<u>Packaging quantity</u>	6 Tracks per box	50 clips per bag	12 tubes per box
<u>Skirting type</u>			
Standard skirting/wall base		For 7mm and 8mm Uniclic® floors: QSCIPSKME7080A For 9,5mm Uniclic® floors: QSCIPSKME95A Cannot be used with 12 mm floors	QSGLE290
Scotia			QSGLE290
Parquet skirting-board	QSTRACK/NETRACK		QSGLE290
Largo Parquet skirting-board	QSTRACK/NETRACK		QSGLE290