

Kendal

Completamente sfoderabile
Totally removable cover
Complètement déhoussable



Caratteristiche tecniche

Struttura - Realizzata con masselli portanti in legno massiccio di abete in vari spessori. Fianchi e parti strutturali in multistrato di abete da 18 mm, parti di tamponamento in agglomerato di legno di spessore 18mm e 4 mm. Il tutto trattato al naturale in classe E1, pertanto a bassa emissione di formaldeide. Il telaio è completamente rivestito con vellutino 100% poliammine termo accoppiato ad espanso 100% polietere e/o ovatta resinato da 200 gr di 100% poliestere.

Imbottitura - Cuscino seduta in poliuretano espanso flessibile e indeformabile in densità D35 SR rivestito in falda termolegata da 300 gr in poliestere 100%. Cuscino schiena in poliuretano espanso flessibile e indeformabile in densità D18 morbido, rivestito in falda termolegata da 300 gr in 100% poliestere. Tamponi in espanso indeformabile D21,DPK40, bracciolo in D30 indeformabile rivestito in resinato da 200 gr in 100% poliestere. **I materiali corrispondono alle normative europee 91/156/ etc. Informazioni ambientali sulla sicurezza:** la deperibilità del prodotto, secondo la sua composizione, è praticamente nulla. Le resine non sono contenute nella lista della normativa di classificazione dei rifiuti per materiali soggetti a particolare sorveglianza . Le resine espanse sono esenti da freon e solventi clorurati. Le resine espanse non contengono sostanze che danneggiano l'ozonosfera e non vengono fabbricate con prodotti menzionati nel protocollo di Montreal e Regolamento (CE) n. 3093/94.

Poggiatesta a cilindro e a cuscinetto totalmente rivestiti in tessuto.

Piedini ed accessori - Piedini in metallo, di forme diverse, verniciati con polveri epossidiche e cromati.

Molleggio - Il molleggio è realizzato in nastri da 80 mm tesi meccanicamente, composta da fili di nylon avvolto a spirale.

Technical characteristics

Structure - Made with bearing parts in solid fir wood in various thicknesses. 18mm fir plywood sides and structural parts, 18mm and 4 mm thick particle wood infill parts. All treated naturally in Class E1, thus with low formaldehyde emissions The frame is completely covered with 100% polyamines velveteen thermo-coupled with 100% polyether foam and/or 100% polyester 200 g. wadding resin.

Paddin - Flexible and non-deformable polyurethane foam seat cushion, density D35 SR, coated with 300 gr layer-bonded 100% polyester Flexible and non-deformable polyurethane foam back cushion, density D35 SR, coated with 300 gr layer-bonded 100% polyester Non-deformable polyurethane foam pads, D21, DPK40; non-deformable armrest, D30, coated with 200 gr layer-bonded 100% polyester. **The materials meet the European standards 91/156/etc. Environmental information on safety:** The perishable nature of the product, according to its composition, is practically nil. Resins are not included in the list of standards for the classification of waste materials subject to special surveillance. Resin foams are free from freon and chlorinated solvents. Resin foams do not contain substances that damage the ozone layer and are not manufactured with products mentioned in the Montreal Protocol and (CE) Regulation no. 3093/94.

Cylinder and pad headrest completely coated with fabric.

Feet and accessories - Metal feet of different shapes, epoxy coated and chrome.

Springing - The springing is made of 80 mm mechanically stretched strips, composed of nylon wires wound in a spiral.

Caractéristiques techniques


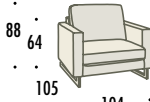

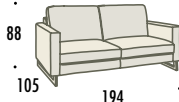
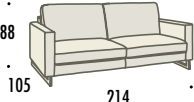
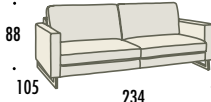
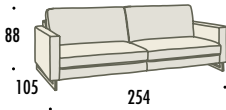
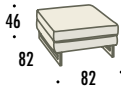
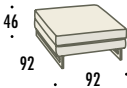
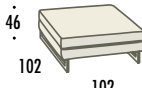
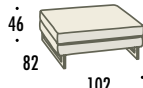
Structure - Réalisée avec des éléments porteurs en bois massif de sapin de différentes épaisseurs. Panneaux latéraux et éléments structuraux en bois de sapin stratifié de 18 mm, élément de remplissage en agglomérat de bois de 18 mm et 4 mm. Le tout traité au naturel en classe E1, soit à faible émission de formaldéhydes. Le cadre est entièrement recouvert de velours 100% polyamines couplé à chaud avec de la résine expansée 100% polyéther et/ou ouate de 200 g 100% polyester.

Rembourrage - Coussin d'assise en mousse de polyuréthane souple et indéformable densité D35 SR revêtu en couche collée de 300 g 100% polyester. Coussin de dossier en mousse de polyuréthane souple et indéformable densité D18 moelleux, revêtu en couche collée de 300 g 100% polyester Éléments de remplissages en mousse indéformable D21, DPK40, accoudoir en D30 indéformable revêtu de résine 200 g 100% polyester. **Les matériaux sont conformes aux normes européennes 91/156/etc Informations environnementales sur la sécurité:** la nature périssable du produit, sur la base de sa composition, est pratiquement nulle. Les résines ne figurent pas dans la liste établie par la norme de classification des déchets de matériaux soumis à une surveillance particulière. Les résines expansées ne contiennent pas de fréon ni de solvants chlorés. Les résines expansées ne contiennent pas de substances nuisibles à la couche d'ozone et ne sont pas fabriquées avec des produits figurant dans le Protocole de Montréal et le Règlement (CE) n° 3093/94. **Appui-tête cylindrique et coussin** entièrement recouvert de tissu.

Pieds et accessoires - Pieds en métal, de différentes formes, peints avec peinture époxy et chromés.

Suspension - La suspension est réalisée avec des bandes de 80 mm tendues mécaniquement, composées de fils de nylon enroulés en spirale.

Elementi fissi / Fixed units / Éléments fixes

					
Spessore bracciolo Armrest thickness Épaisseur accoudoir	Art. 01 Poltrona Small Armchair Small Fauteuil Small	Art. 02 Divano 2 posti Small 2-seater sofa Small Canapé 2 places Small	Art. 20 Divano 2 posti Midi 2-seater sofa Midi Canapé 2 places Midi	Art. 03 Divano 3 posti Large 3-seater sofa Large Canapé 3 places large	Art. 06 Divano 3 posti Big 3-seater sofa Big Canapé 3 places Big
<hr/>					
					
Art. 07 Divano 3 posti Maxi 3-seater sofa Maxi Canapé 3 places Maxi	Art. 11 Pouf quadrato Square pouf Pouf carré	Art. 12 Pouf quadrato Square pouf Pouf carré	Art. 13 Pouf quadrato Square pouf Pouf carré	Art. 14 Pouf rettangolare Rectangular pouf Pouf rectangulaire	

Elementi componibili / Modular units / Éléments composables

Art. 90 Elemento centrale Small Central element Small Chaufeuse Small	Art. 91 Elemento centrale Midi Central element Midi Chaufeuse Midi	Art. 92 Elemento centrale Large Central element Large Chaufeuse Large	Art. 93 Elemento centrale Big Central element Big Chaufeuse Big	Art. dx SD - Art. sx SS Laterale 1 posto Small DX-SX RH-LH 1-seater side element Small Canapé bâtarde 1 place Small D-G	Art. dx MD - Art. sx MS Laterale 1 posto Midi DX-SX RH-LH 1-seater side element Midi Canapé bâtarde 1 place Midi D-G	Art. dx LD - Art. sx LS Laterale 1 posto Large DX-SX RH-LH 1-seater side element Large Canapé bâtarde 1 place Large D-G
Art. dx BD - Art. sx BS Laterale 1 posto Big DX-SX RH-LH 1-seater side element Big Canapé bâtarde 1 place Big D-G	Art. dx 2D - Art. sx 2S Laterale 2 posti Small DX-SX RH-LH 2-seater side element Small Canapé bâtarde 2 place Small D-G	Art. dx GD - Art. sx GS Laterale 2 posti Midi DX-SX RH-LH 2-seater side element Midi Canapé bâtarde 2 place Midi D-G	Art. dx 3D - Art. sx 3S Laterale 3 posti Large DX-SX RH-LH 3-seater side element Large Canapé bâtarde 3 place Large D-G	Art. dx 6D - Art. sx 6S Laterale 3 posti Big DX-SX RH-LH 3-seater side element Big Canapé bâtarde 3 place Big D-G	Art. dx 7D - Art. sx 7S Laterale 3 posti Maxi DX-SX RH-LH 3-seater side element Maxi Canapé bâtarde 3 place Maxi D-G	
Art. AQ Angolo quadro Square corner Angle carré	Art. dx CD - Art. sx CS Chaise longue Midi DX-SX RH-LH Chaise longue Midi Mériennne Midi D-G	Art. dx CL - Art. sx LC Chaise longue Large DX-SX RH-LH Chaise longue Large Mériennne Large D-G	Art. dx CB - Art. sx BC Chaise longue Big DX-SX RH-LH Chaise longue Big Mériennne Big D-G	Art. dx TP - Art. sx PT Terminale c/penisola Large DX-SX RH-LH End element with peninsula Large Terminal avec peninsula Large D-G	Art. dx LT - Art. sx TL Laterale angolo Large DX-SX RH-LH Corner side element Large Latéral angle Large D-G	
Art. 30 Poggiatesta saponetta Soap-shaped headrest Appui-tête a forme de savon	Art. 31 Poggiatesta cilindro Cylinder-shaped headrest Appui-tête a forme de cylindre					

Esempio composizione / Layout example / Exemple de composition

Art. dx LT - Art. sx TL + Art. dx 3D - Art. sx 3S Laterale angolo Large DX-SX + Laterale 3 posti Large DX-SX RH-LH Corner side element Large + RH-LH 3-seater side element Large Latéral angle Large D-G + Canapé bâtarde 3 place Large D-G	Art. dx TP - Art. sx PT + Art. dx 3D - Art. sx 3S Terminale c/penisola Large DX-SX + Laterale 3 posti Large DX-SX RH-LH End element with peninsula Large + RH-LH 3-seater side element Large Terminal avec peninsula Large D-G + Canapé bâtarde 3 place Large D-G

Piede TWINNY a doppio stiletto H. 14 / Double stiletto TWINNY foot H. 14 / Pied TWINNY double talon H. 14



Barra ICE H.14 / ICE bar H.14 / Barre ICE H.14



Optional poggiatesta / Optional headrest / Option appui-tête

