

EPOQUE  
*by*  
EGON FURSTENBERG

# Indice / *Index*



Nicla pag. 4/7



Letizia pag. 8/11



Maika pag. 12/15



Wendy pag. 16/19



Fabiola pag. 20-23



Paul pag. 24/27




Nottingham letto pag. 28/31




Teseo pag. 32/35




Cliff letto pag. 36/39




Eracle pag. 40/43




Ade pag. 44/47




Afrodite pag. 48/51



Basil pag. 52/53



Zimmer pag. 54/57



Caren pag. 58/59



Versioni: Letto matrimoniale con base sommiere, base con box e rete fissa a doghe in legno, base con box e rete sollevabile con doghe in legno, base con giroletto in legno e rete fissa con doghe in legno per le versioni predisposte con il materasso 160x190; letto matrimoniale con base sommiere, base con giroletto in legno e rete fissa con doghe in legno per le versioni predisposte con il materasso 170x200.

Struttura: Testata in legno massello di faggio con finiture previste a catalogo e base in legno e suoi derivati. Testata e giroletto in faggio, con finiture previste a catalogo.

Imbottitura: In poliuretano espanso a quote differenziate, fibre poliestere.

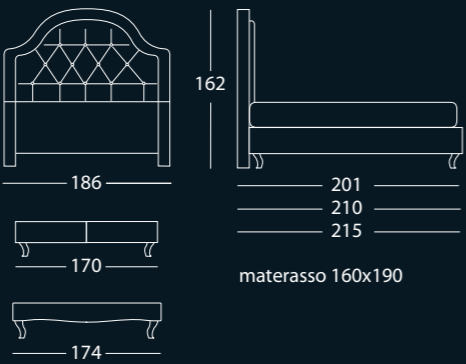
Caratteristiche: Base con giroletto smontabile, basi sommier e con box fornite in due parti. La larghezza della testata è uguale per tutte le versioni. Le basi con sommier e con box sono sfoderabili.

Versions: Twin bed with sommier frame, base with box and fixed frame in wooden lists, base with box and lifting frame with wooden lists, base with wooden structure and fixed frame in wooden lists for bed versions with 160x190 mattress; Twin bed with sommier frame, base with wooden structure and fixed frame with wooden lists for bed versions with 170x200 mattress.

Structure: Headrest in solid beech wood with, finishings are shown in the catalogue, structure in wood and by-products. Headrest and structure in beech wood, finishings are shown in the catalogue.

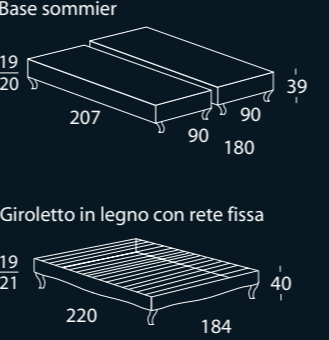
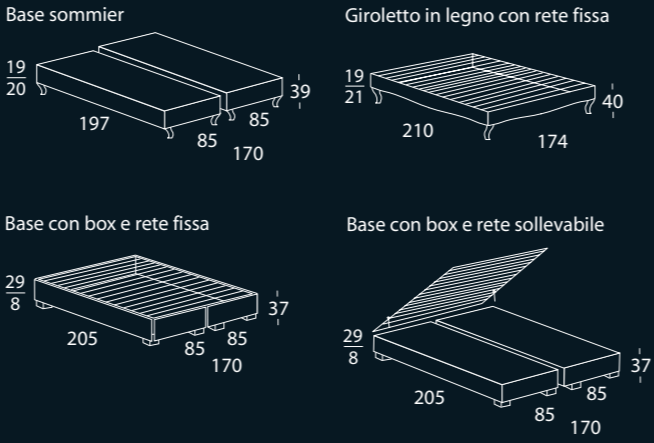
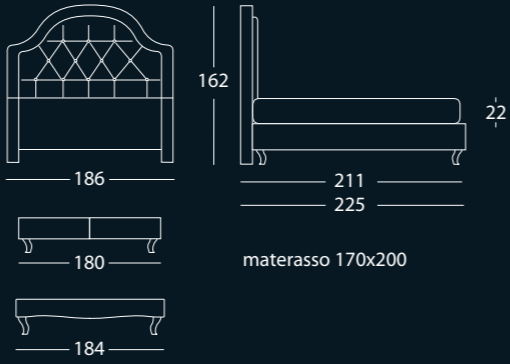
Padding: In polyurethane foam of differentiated densities, polyester fiber.

Characteristics: Base with knockdown structure, base with sommier and box supplied in two pieces. The width of the headrest is the same for all versions. The structure with sommier and with box have removable covers.



VERSIONE OPZIONALE: GIROLETTO IN LEGNO

Rivestimento:  
Testata 41DX4502 - Cat. Lusso - MAZZA PRINCE X  
Base 41VI4490 - Cat. C - MAZZA PRINCE X  
Piumone con bordo 41VI4485/41DX4502 - Cat. D/Lusso - MAZZA PRINCE X







**Versioni :** Letto matrimoniale con base sommier, base con box e rete fissa a doghe in legno, base con box e rete sollevabile con doghe in legno, base con giroletto in legno e rete fissa con doghe in legno per le versioni predisposte con il materasso 160x190; letto matrimoniale con base sommier, base con giroletto in legno e rete fissa con doghe in legno per le versioni predisposte con il materasso 170x200.

**Struttura :** Testata in legno massello di faggio con finiture previste a catalogo e base in legno e i suoi derivati. Testata e giroletto in faggio, con finiture previste a catalogo.

**Imbottitura :** In poliuretano espanso a quote differenziate, fibre poliesteri.

**Caratteristiche:** Base con giroletto smontabile, basi sommier e con box fornite in due parti. La larghezza della testata è uguale per tutte le versioni. Le basi con sommier e con box sono sfoderabili.

**Versions:** Twin bed with sommier frame, base with box and fixed frame in wooden lists, base with box and lifting frame with wooden lists, base with wooden structure and fixed frame in wooden lists for bed versions with 160x190 mattress; Twin bed with sommier frame, base with wooden structure and fixed frame with wooden lists for bed versions with 170x200 mattress.

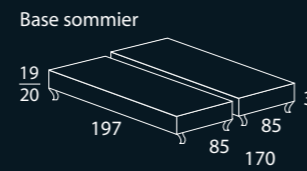
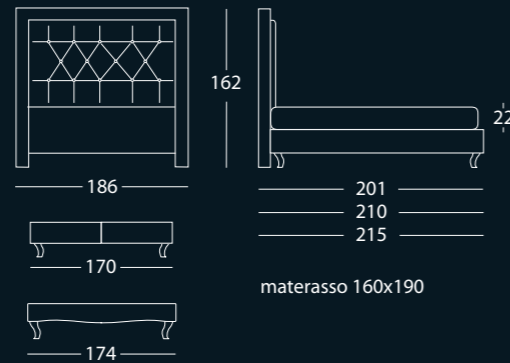
**Structure:** Headrest in solid beech wood with, finishings are shown in the catalogue, structure in wood and by-products. Headrest and structure in beech wood, finishings are shown in the catalogue.

**Padding:** In polyurethane foam of differentiated densities, polyester fiber.

Characteristics: Base with knockdown structure, base with sommier and box supplied in two pieces. The width of the headrest is the same for all versions. The structure with sommier and with box have removable covers.



### VERSIONE OPZIONALE: GIROLETTO IN LEGNO



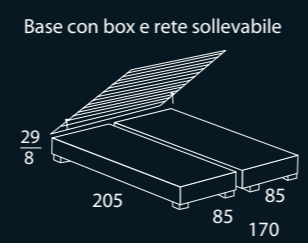
## Base sommier



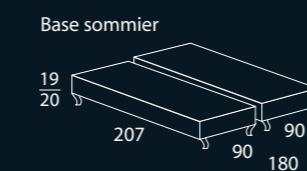
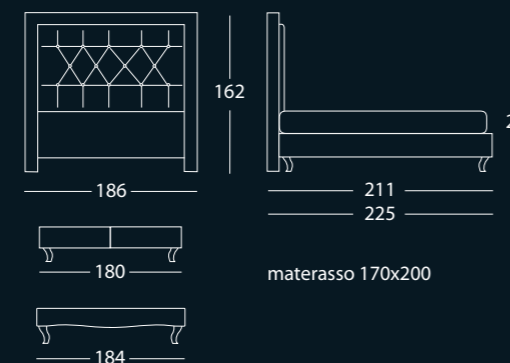
Giroletto in legno con rete fissa



### Base con box e rete fissa



Base con box e rete sollevabile



## Base sommier



Giroletto in legno con rete fissa



**Rivestimento:**

**Testata e base 41MS4468 - Cat. E - MAZZA PRINCE X**

**Piumone con bordo 41MS4467/41DX4509 - Cat. E/Lusso - MAZZA PRINCE X**

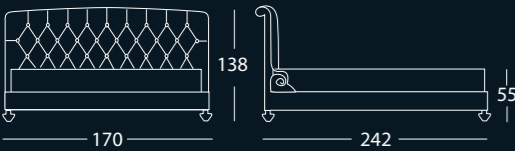


# MAIKA

Versioni : Letto matrimoniale con base con rete fissa a doghe in legno.  
Struttura : Legno massello di faggio , disponibile in tutte le finiture previste a catalogo.  
Imbottitura : In poliuretano espanso a quote differenziate, fibre poliestere.  
Caratteristiche : Base smontabile.

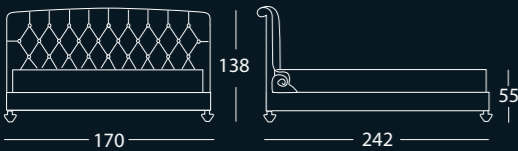
Versions: Twin bed, base: fixed frame with wooden lists.  
Structure: Solid beechwood. All finishings shown in the catalogue are available.  
Padding: In polyurethane foam of differentiated densities, polyester fiber.  
Characteristics: Knockdown frame.

Rivestimento: Pelle 61842 - Cat. P4



MAIKA

Rivestimento letto Maika: 41VI3914 - MAZZA PRINCE VI  
Rivestimento Chaise longue Roxane: 41VI3914 - Cat. E



Panchetta Roxane



# WENDY

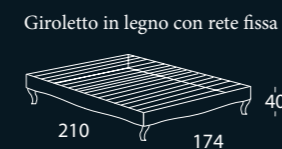
Versioni: Letto matrimoniale con base smontabile e rete fissa con doghe in legno.  
 Struttura: Legno massello di faggio, disponibili in tutte le finiture previste a catalogo .  
 Imbottitura: In poliuretano espanso a quote differenziate, fibre poliestere.  
 Caratteristiche: Testata in swarovski.

Versions: Twin bed with knockdown base and fixed frame with wooden lists.  
 Structure: Solid beech wood with, all finishings shown in the catalogue are available.  
 Padding: In polyurethane foam of differentiated densities, polyester fiber.  
 Characteristics: Headboard with swarovski.



GIROLETTO IN LEGNO

Rivestimento:  
 Testata e base 41PA4533 - Cat. E - MAZZA PRINCE X  
 Piumine 41PA4530 - Cat. E - MAZZA PRINCE X





# FABIOLA

Versioni : Letto matrimoniale con base sommier, base con box e rete fissa a doghe in legno, base con box e rete sollevabile con doghe in legno, base con giroletto in legno e rete fissa con doghe in legno per le versioni predisposte con il materasso 160x190; letto matrimoniale con base sommier, base con giroletto in legno e rete fissa con doghe in legno per le versioni predisposte con il materasso 170x200

Struttura: Testata in legno massello di faggio con finiture previste a catalogo e base in legno e i suoi derivati. Testata e giroletto in faggio, con finiture previste a catalogo.

Imbottitura: In poliuretano espanso a quote differenziate, fibre poliestere.

Caratteristiche: Base con giroletto smontabile, basi sommier e con box fornite in due parti. La larghezza della testata è uguale per tutte le versioni. Le basi con sommier e con box sono sfoderabili.

Versions: Twin bed with sommier frame, base with box and fixed frame in wooden lists, base with box and lifting frame with wooden lists, base with wooden structure and fixed frame in wooden lists for bed versions with 160x190 mattress;

Twin bed with sommier frame, base with wooden structure and fixed frame with wooden lists for bed versions with 170x200 mattress.

Structure: Headrest in solid beech wood with, finishings are shown in the catalogue, structure in wood and by-products.

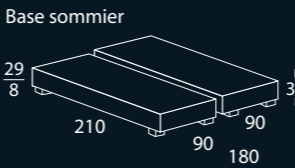
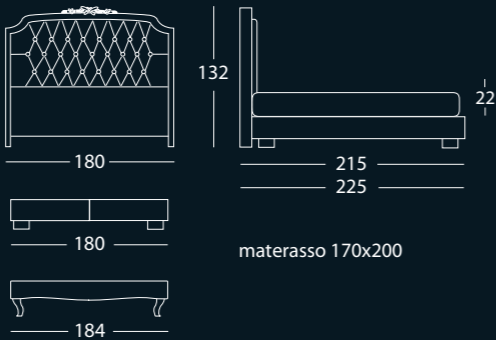
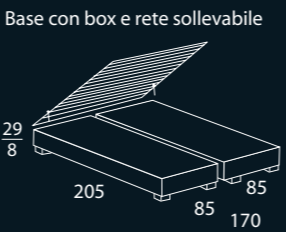
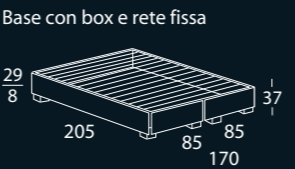
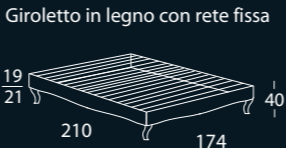
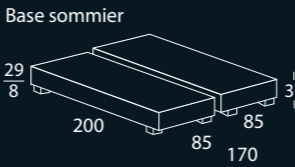
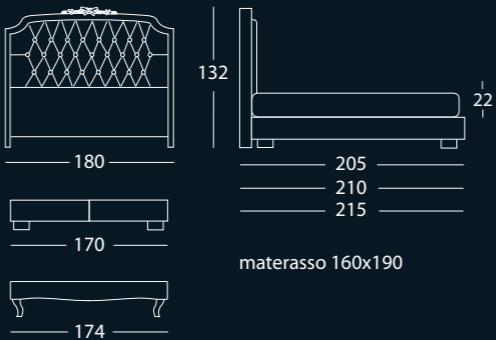
Padding: In polyurethane foam of differentiated densities, polyester fiber.

Characteristics: Base with knockdown structure, base with sommier and box supplied in two pieces. The width of the headrest is the same for all versions. The structure with sommier and with box have removable covers.

Rivestimento:

Testata, base e piumone 41MC4446 - Cat. E - MAZZA IMPERIAL

Pleid con merletto 41MC4442 - Cat. G - MAZZA IMPERIAL



VERSIONE OPZIONALE: GIROLETTO IN LEGNO







## PAUL

Versioni: Letto matrimoniale con base sommier.  
 Struttura: Legno massello e suoi derivati.  
 Imbottitura: In poliuretano espanso a quote differenziate, fibre poliestere.  
 Caratteristiche: Base fornita in due parti, piedi a vista.

Versions: Twin bed with sommier frame.  
 Structure: Solid wood and by-products.  
 Padding: In polyurethane foam of differentiated densities, polyester fiber.  
 Characteristics: Base supplied in two pieces, visible feet.

Rivestimento:  
 Testata e base 41VI3912 - Cat. E - MAZZA NABILIA  
 Piumone 40VI4559 - Cat. G - MAZZA NABILIA



materasso Ø 210





# NOTTINGHAM LETTO

Versioni: Letto matrimoniale con base smontabile e rete fissa con doghe in legno.  
Struttura: Legno massello e suoi derivati.  
Imbottitura: In poliuretano espanso a quote differenziate, fibre poliestere.  
Caratteristiche: Piedi a vista.

Versions: Twin bed with knockdown base and fixed frame with wooden lists.  
Structure: Solid wood and by-products.  
Padding: In polyurethane foam of differentiated densities, polyester fiber.  
Characteristics: Visible feet.



Rivestimento:  
Testata e base pelle 61852 - Cat. P3  
Piumone 41VI5027 - Cat. E



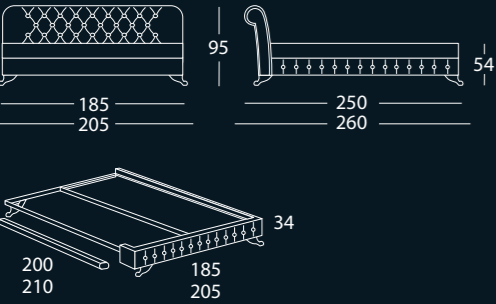


# TESEO

Versioni : Letto matrimoniale con base rigida in legno e acciaio smontabile, disponibili per materasso cm 160 x 190 e per materasso cm 180 x 200.  
Struttura : Legno e suoi derivati.  
Imbottitura : In poliuretano espanso a quote differenziate, fibre poliestere.  
Caratteristiche : Piedi a vista.

Versions: Twin bed with knockdown hard wooden frame and steel, available mattress 160x190 cm or 180x200 cm.  
Structure: Wood and by-products.  
Padding: In polyurethane foam of differentiated densities, polyester fiber.  
Characteristics: Visible feet.

Rivestimento: Pelle 842 - Cat. P4  
Tessuto piumone: 41MC4407 - Cat. D  
MAZZA IMPERIAL



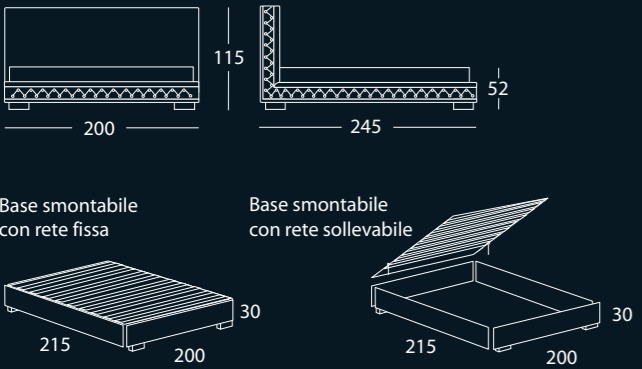


# CLIFF LETTO

Versioni : Letto matrimoniale con base smontabile e rete fissa o sollevabile a doghe in legno.  
Struttura : Legno e suoi derivati.  
Imbottitura : In poliuretano espanso a quote differenziate , fibre poliestere.  
Caratteristiche : Capitonn  con swarosky.

Versions: Twin bed with knockdown base and fixed or lifting frame with wooden lists.  
Structure: Wood and by-products.  
Padding: In polyurethane foam of differentiated densities, polyester fiber.  
Characteristics: Capitonn  with Swarovski.

Rivestimento: Pelle 61840 - Cat. P2  
Tessuto piumone: 41PA4525 - Cat. E  
MAZZA PRINCE X



## CLIFF LETTO



# ERACLE

Versioni : Letto singolo e matrimoniale con base smontabile e rete fissa o sollevabile a doghe in legno. Le versioni matrimoniali sono disponibili per materasso cm 160 x 190 e per materasso cm 180 x 200.

Struttura : Legno e suoi derivati.

Imbottitura : In poliuretano espanso a quote differenziate, fibre poliestere.

Versions: Single or twin bed with knockdown base and fixed or lifting frame with wooden lists.

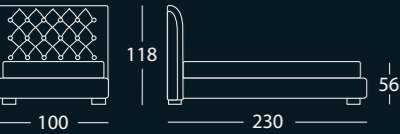
The twin bed versions are available with mattress 160x190 cm or 180x200 cm.

Structure: Wood and by-products.

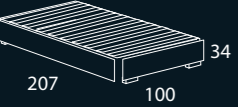
Padding: In polyurethane foam of differentiated densities, polyester fiber.

Rivestimento: Pelle 61840 - Cat. P2

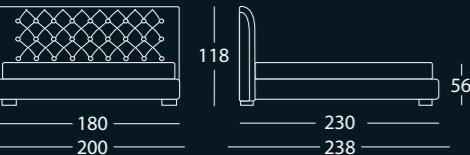
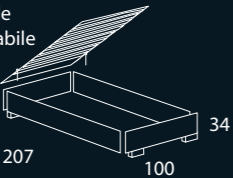
Tessuto piumone: 41PA4525 - Cat. E - MAZZA PRINCE X



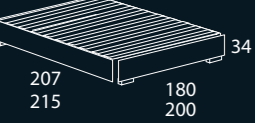
Base smontabile  
con rete fissa



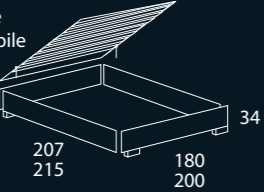
Base smontabile  
con rete sollevabile



Base smontabile  
con rete fissa



Base smontabile  
con rete sollevabile



ERACLE

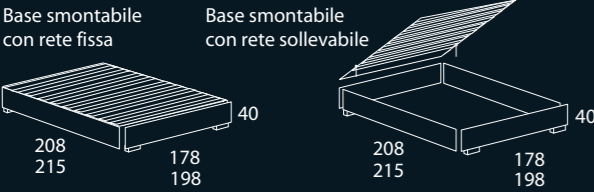


ADE

Versioni : Letto matrimoniale con base smontabile e rete fissa o sollevabile a doghe in legno .  
Le versioni sono disponibili per materasso cm 160 x 190 e per materasso cm 180 x 200.  
Struttura : Legno e suoi derivati.  
Imbottitura : In poliuretano espanso a quote differenziate , fibre poliestere.

Versions: Twin bed with knockdown base and fixed or lifting frame with wooden lists. The versions are available with mattress 160x190 cm or 180x200 cm.  
Structure: Wood and by-products.  
Padding: In polyurethane foam of differentiated densities, polyester fiber.

Rivestimento: Pelle 61818 - Cat. P4  
Tessuto piumone: 41MS4460 - Cat. E - MAZZA PRINCE X



ADE

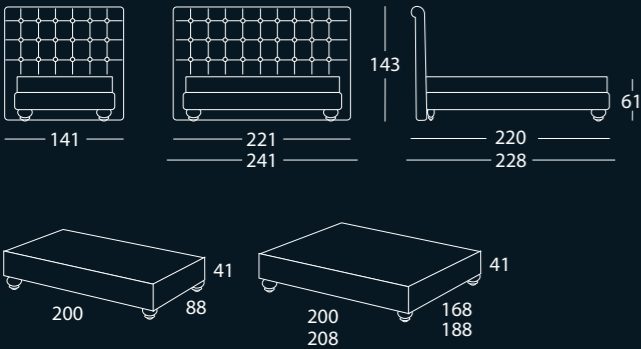


# AFRODITE

Versioni : Letto singolo e matrimoniale con base sommier.  
Le versioni matrimoniali sono disponibili per materasso cm 160 x 190 e per materasso cm 180 x 200.  
Struttura : legno e suoi derivati.  
Imbottitura : In poliuretano espanso a quote differenziate , fibre poliestere.  
Caratteristiche : La base matrimoniale può essere fornita in due pezzi, piedi a vista.

Versions: Single or twin bed with sommier frame. The twin bed versions are available with mattress 160x190 cm or 180x200 cm.  
Structure: Wood and by-products.  
Padding: In polyurethane foam of differentiated densities, polyester fiber.  
Characteristics: The twin bed base is available in two pieces. Visible feet.

Rivestimento: Pelle 61818 - Cat. P4  
Tessuto piumone: 41MS4461 - Cat. E - MAZZA PRINCE X



AFRODITE

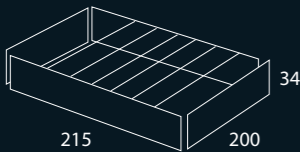
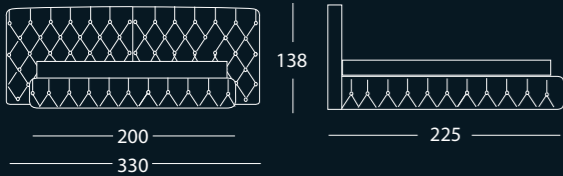


# BASIL

Versioni : Letto matrimoniale con base smontabile e rete fissa a doghe in legno.  
Struttura : Legno e suoi derivati. La testata è composta di due parti.  
Imbottitura : In poliuretano espanso a quote differenziate, fibre poliestere.  
Caratteristiche : Capitoné con swarosky con prezzo aggiuntivo.

Versions: Twin bed with knockdown frame and fixed frame with wooden lists.  
Structure: Wood and by-products. Headrest in two parts.  
Padding: In polyurethane foam of differentiated densities, polyester fiber.  
Characteristics: Capitoné with Swarovski with additional cost.

Rivestimento: 41MS4465 - Cat. E  
Tessuto piumone: 41MS4463 - Cat. E  
MAZZA PRINCE X

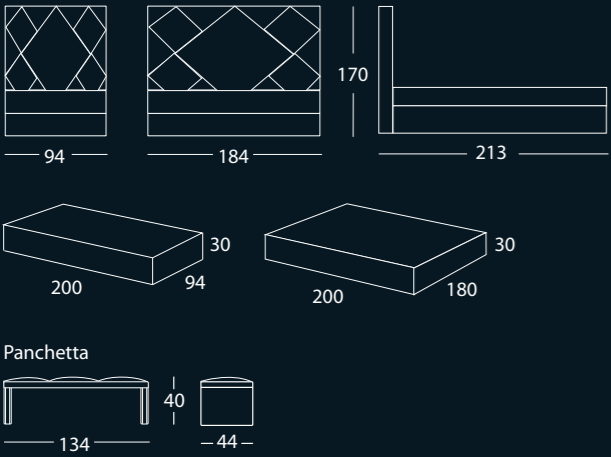


# ZIMMER

Versioni : Letto singolo e matrimoniale con base sommier.  
Struttura : Legno e suoi derivati.  
Imbottitura : In poliuretano espanso a quote differenziate, fibre poliestere.  
Caratteristiche : La misura del materasso singolo è di cm 90 x 200 x 22, del materasso matrimoniale è di cm 180 x 200 x 22.

Versions: Single or twin bed with sommier frame.  
Structure: Wood and by-products.  
Padding: In polyurethane foam of differentiated densities, polyester fiber.  
Characteristics: Measure single mattress 90x200x22 cm, measure double mattress 180 x 200 x 22 cm.

Rivestimento: 41TB4540 - Cat. Lusso  
Tessuto piumone: 41DX4502 - Cat. Lusso  
MAZZA PRINCE X





# CAREN

Versioni : Letto singolo e matrimoniale con base sommier.  
Struttura : Legno e suoi derivati.  
Imbottitura : In poliuretano espanso a quote differenziate, fibre poliestere.  
Caratteristiche : La misura del materasso singolo è di cm 90 x 200 x 22, del materasso matrimoniale è di cm 180 x 200 x 22.

Versions: Single or twin bed with sommier frame.  
Structure: Wood and by-products.  
Padding: In polyurethane foam of differentiated densities, polyester fiber.  
Characteristics: Measure single mattress 90x200x22 cm, measure double mattress 180x200x22 cm.

Rivestimento: 41TB4540 - Cat. Lusso  
Tessuto piumone: 41DX4502 - Cat. Lusso  
MAZZA PRINCE X

